



## Wayne County

### 2009-2010 School Asthma Prevalence Survey Report

#### Wayne County

Districts 10 (90% response, excludes private & parochial)  
 Schools 16 (59% response, 3 excluded due to incomplete data)  
 Reported Enrollment (PK- 6<sup>th</sup>): 4,555  
 Reported # of Students with Asthma: 383

<b>Asthma Prevalence:</b>	<b>(383)</b>	<b>8.4%</b>
<b>% with Asthma Action Plans:</b>	<b>(78)</b>	<b>20%</b>
<b>% Medications in School:</b>	<b>(205)</b>	<b>54%</b>
% Holding Chamber used with MDI:	(103)	50%
% Neb orders	(32)	16%

(Districts Not reporting :Sodus CSD )

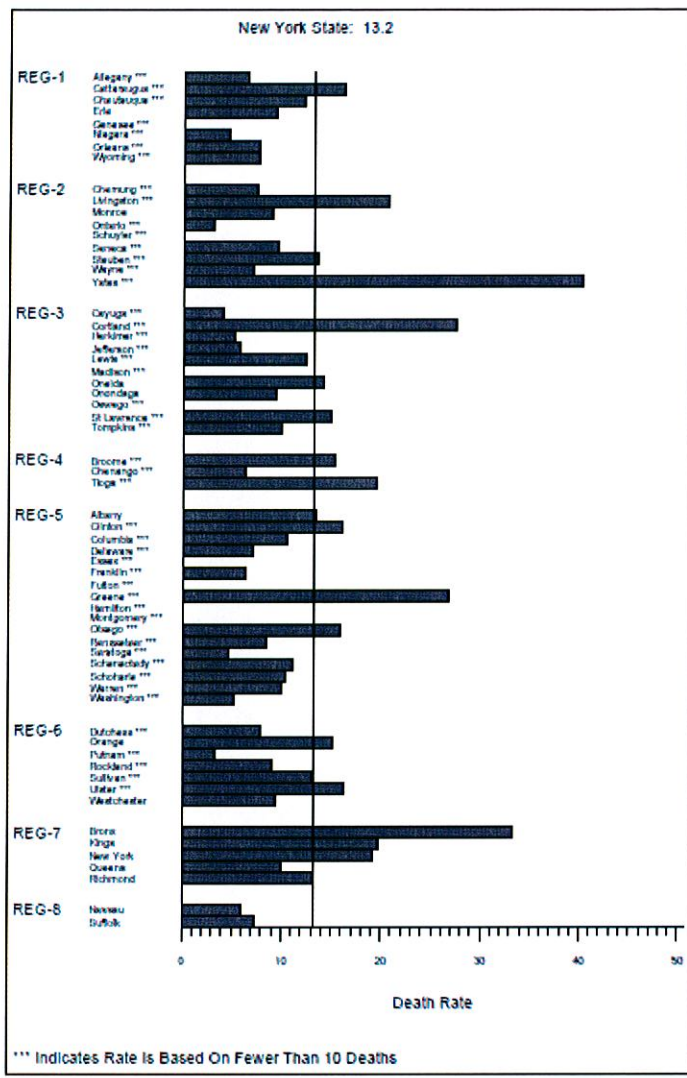
#### Wayne County Asthma Burden

	Wayne County	New York State	US	Healthy People 2010
<b>Prevalence</b> (0-17 yrs)	8%	11%	9.1%	
<b>Hospitalization</b> (0-17 yrs, rate per 10,000)	9.6	29.5 15.8 (excl NYC)	18	17.3
<b>ED visits</b> (0-4 yrs, rate per 10,000)	62.5 (0-17 yrs, rate per 10,000)	144.4 76.5 (excl NYC)	148.3	80.0
<b>ED visits</b> (5-64yrs, rate per 10,000)			57.4	50.0
<b>Mortality</b> (0-4 yrs, rate per 10,000)	7.9 (age adjusted rate per 10,000) 2 total, 1- 2006, 1-2007	1.9	2.0	0.9
<b>Mortality</b> (5-14 yrs, rate per 10,000)		3.3	2.4	0.9

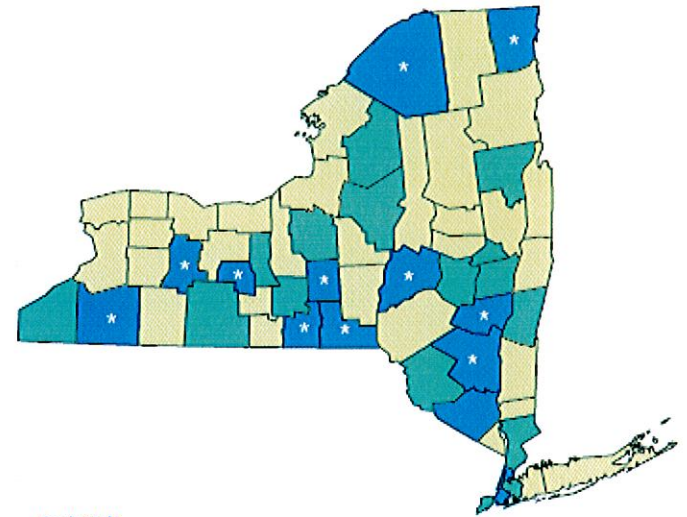
Name	District	School	Asthma Prevalence	Asthma Action Plans	Medications in School	MDI with Spacer	Neb orders
Kimberly Roach	Gananda CSD	Gananda MS	3.4% (3)	33% (1)	33% (1)	0	0
Joyce Catalano	Gananda CSD	Richard Mann Elem	7% (37)	27% (10)	27% (10)	27% (10)	20% (2)
Lynne Maslyn	Lyons CSD	Lyons Elem	12.5% (60)	15% (9)	48% (29)	59% (17)	7% (2)
Linda DePoint	Marion CSD	Marion Elem	11.4% (57)	28% (16)	51% (29)	66% (19)	0
Lisa Williams	Newark CSD	St Michael School	8%(7)	0	85% (6)	100% (6)	14% (2)
Cristie Frey	Newark CSD	Lincoln School	6% (14)	0	50% (7)	50% (7)	14% (2)
Peggy Wilson	North Rose Wolcott	Florentine Hendrick Elem	5% (14)	7% (1)	64% (9)	44% (4)	36% (5)
Lisa Humbert	North Rose Wolcott	Leavenworth MS	*	*	*	*	*
Judy Harding	Pal-Mac CSD	Pal- Mac MS	10% (14)	0	79% (11)	45% (5)	14% (2)
Karen Vanderlyke	Pal-Mac CSD	Pal-Mac Primary	5% (23)	9% (2)	96% (22)	68% (15)	3% (13)
Kristen Fox	Red Creek CSD	Red Creek MS/ HS	*	*	*	*	*
Kristy Smith	Red Creek CSD	MW Cuyler Elem	23% (100)	22% (22)	22% (22)	27%(6)	0
Cynthia Showman	Wayne CSD	Freewill Elem	9% (29)	3% (1)	69% (20)	45% (9)	0
Janann Phillips	Williamson CSD	Williamson MS	2% (12)	100% (12)	100% (12)	8% (1)	8% (1)
Amy Burdett	Williamson CSD	Williamson Elem	3% (13)	31% (4)	77% (10)	40% (4)	23% (3)
Karen Liseno	Clyde Savannah CSD	Clyde Elementary	*	*	*	*	*
<b>Total</b>			<b>8.4% (383)</b>	<b>20% (78)</b>	<b>54% (205)</b>	<b>50% (103)</b>	<b>16% (32)</b>

\* Excluded due to incomplete report

\*\* Not Reporting::: Sodus CSD



### Asthma Annual Death Rate Per 1,000,000 Residents 2005-2007



Death Rate  
Counties Are Shaded Based On Quartile Distribution  
(\* Indicates A County With A High Rate But Fewer Than 10 Deaths)



Source: Vital Statistics

# NEW YORK STATE ASTHMA HOSPITAL DISCHARGES

RATES PER 10,000 POPULATION, AGE 0-17

WAYNE COUNTY RESIDENTS PER ZIP CODE, THREE YEAR AVERAGE 2005-2007

## ASTHMA HOSPITAL DISCHARGE RATE

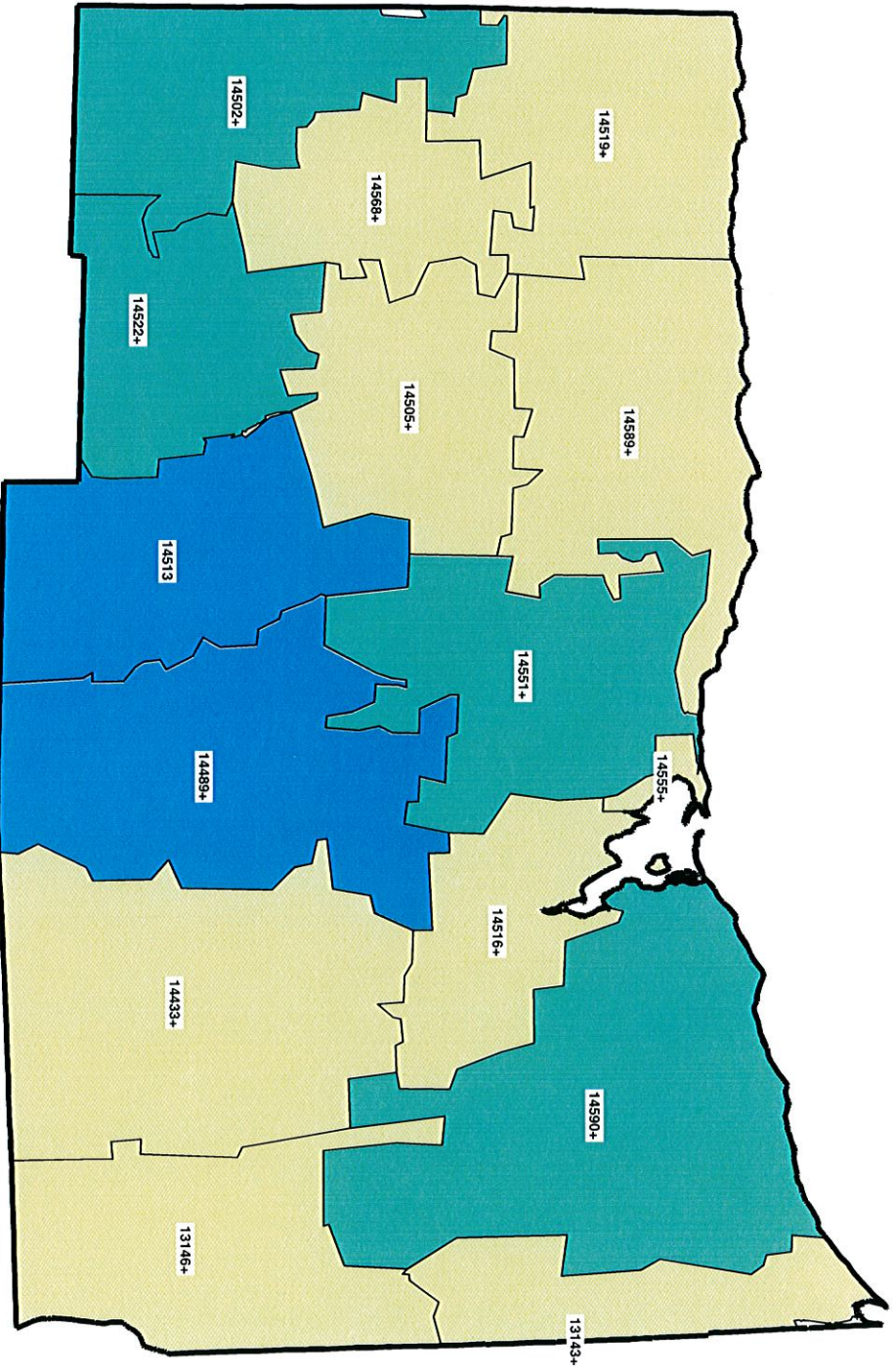

WAYNE COUNTY - 9.6

NEW YORK STATE - 29.6

NEW YORK STATE (Excl NYC) - 15.8

### Quartile (Q) Distribution (Excl NYC)

(Rates per 10,000 population)



+ LESS THAN OR EQUAL TO 10 HOSPITAL DISCHARGES, THEREFORE RATE MAY NOT BE STABLE (RSE>30%)

SOURCE: NYS HOSPITAL DISCHARGE DATA (SPARCS)  
Note: Blank areas are in adjacent counties

# NEW YORK STATE ASTHMA EMERGENCY DEPARTMENT VISITS

RATES PER 10,000 POPULATION, AGE 0-17

WAYNE COUNTY RESIDENTS PER ZIP CODE, 2006-2008

## ASTHMA ED VISIT RATE

WAYNE COUNTY - 62.5

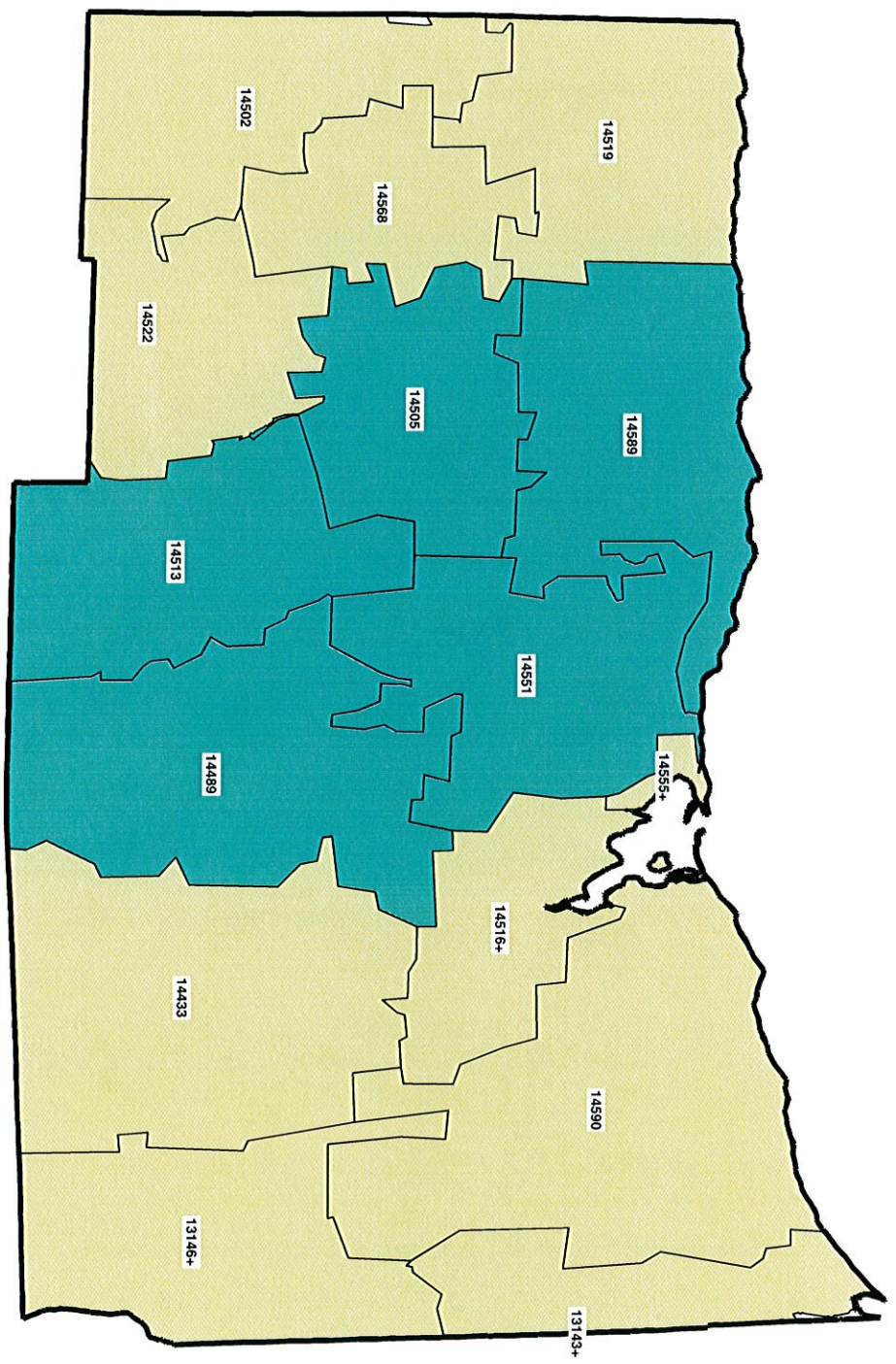
NEW YORK STATE - 144.4

NEW YORK STATE (Excl NYC) - 76.5

## Quartile (Q) Distribution (Excl NYC)

(Rates per 10,000 population)

- 0 - <52.8: Q1 & Q2
- 84.8 + : Q4



+ LESS THAN OR EQUAL TO 10 VISITS, THEREFORE RATE MAY NOT BE STABLE (RSE<30%)

SOURCE: NYS EMERGENCY DEPARTMENT DATA (SPARCS)  
 Note: Blank areas are in adjacent counties